

Wilmax


18/10
STAINLESS STEEL

Tea & Coffee

METALWARE

SILVER
matt





Wilmax



Step into a world where every detail reflects refined aesthetics and timeless style. Teapots, French presses, and accessories crafted from matte stainless steel with clean, geometric lines turn daily rituals into moments of celebration.

Thoughtful design meets effortless function: removable filters make the teapots easy to use, while their balanced forms allow for harmonious combinations. Rounded cups and saucers paired with a spherical teapot create a soft, minimalist ensemble. For a striking contrast, the trapezoidal teapot, sugar bowl, and milk jug introduce bold geometry, while the cylindrical forms echo the sleek contours of the French press – together forming a cohesive, contemporary coffee set.

Thermo jugs, with their curved spouts and slender handles, embody the same philosophy of thoughtful comfort – uniting technology and elegance. Their double-walled design keeps beverages hot for up to 24 hours, while a silicone base ensures stability, prevents slipping, and lets the jug rest softly on any surface.

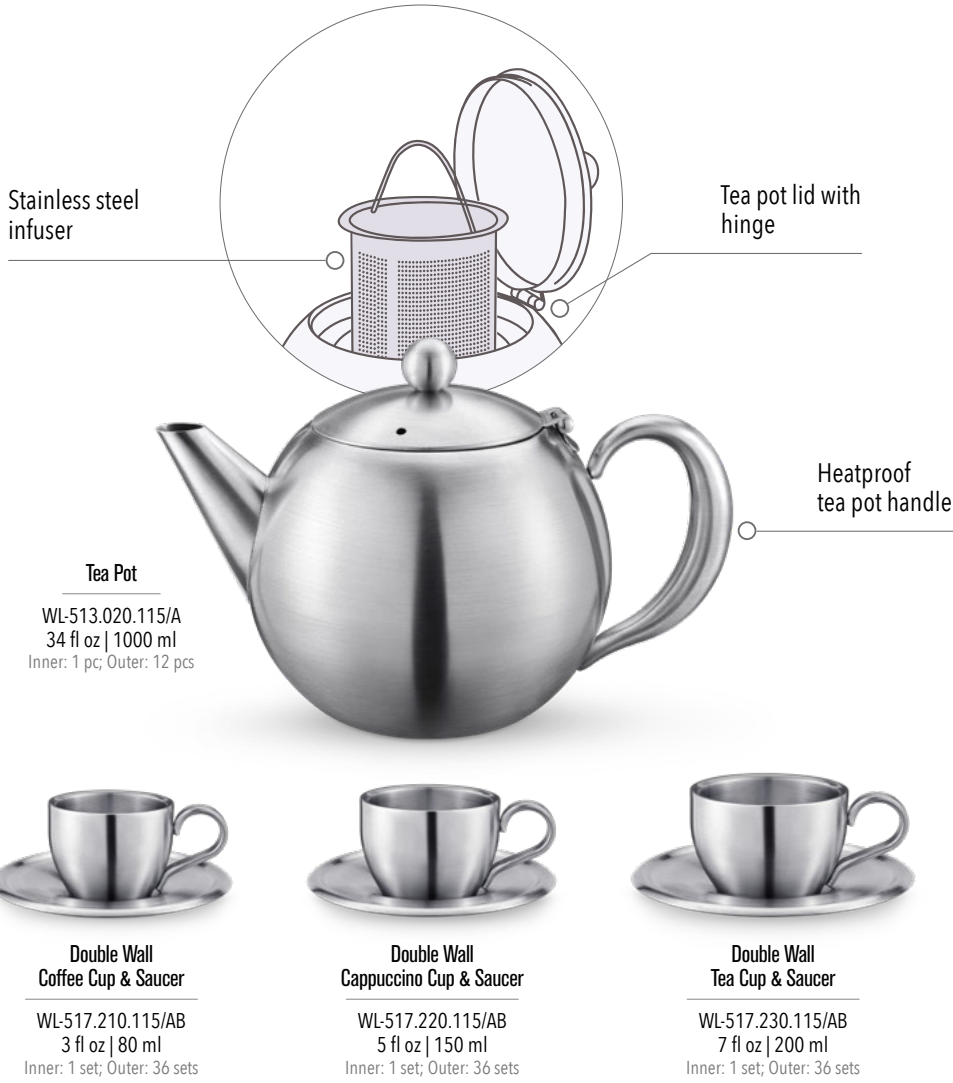
Minimalist yet versatile, each piece integrates seamlessly into any interior and pairs beautifully with tableware made from other materials. The collection perfectly complements glass teapots and storage jars adorned with steel accents.

Experience the Wilmax steel line – where form and function blend into pure everyday pleasure.

Tea & Coffee
METALWARE



18/10
STAINLESS STEEL



Tea
Time



18/10
STAINLESS STEEL

Wilmax

Vacuum Jugs



WL-511.010.115/A (Old: WL-551001)
20 fl oz | 600 ml
Inner: 1 pc; Outer: 12 pcs



WL-511.020.115/A (Old: WL-551002)
34 fl oz | 1000 ml
Inner: 1 pc; Outer: 12 pcs



WL-511.030.115/A (Old: WL-551003)
50 fl oz | 1500 ml
Inner: 1 pc; Outer: 12 pcs



WL-511.040.115/A (Old: WL-551004)
68 fl oz | 2000 ml
Inner: 1 pc; Outer: 12 pcs

The silicone ring at the base
ensures a non-slip grip

1000 ml, 1500 ml, 2000 ml



One press
operation with
single hand



Well-sealed silicone lid
preserves temperature of
beverages


18/10 Stainless steel double
wall vacuum insulation

Test of superior temperature retention

	Temperature (°C)			
	600 ml	1L	1.5L	2L
0	96	94	95	96
6	64	73	77	82
15	46	59	64	68
24	37	48	54	59
40	30	39	44	49



Lid with hinge
Removable infuser
Removable infuser holder
for easy cleaning
Heatproof tea pot handle
Double wall insulation



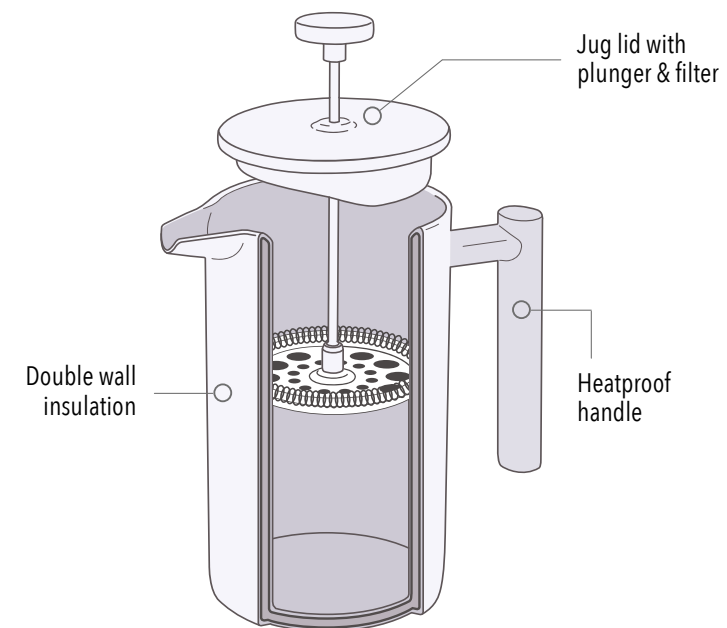
Double Wall Tea Pot

WL-513.180.115/A
41 fl oz | 1200 ml
Inner: 1 pc; Outer: 12 pcs



Sugar Bowl with Spoon & Creamer

WL-514.230.115/2A
12 fl oz | 350 ml
Inner: 1 set; Outer: 12 sets



Double Wall French Press

WL-512.780.115/A
34 fl oz | 1000 ml
Inner: 1 pc; Outer: 12 pcs



Double Wall Mug

WL-517.610.115/A
12 fl oz | 350 ml
Inner: 1 pc; Outer: 36 pcs



Milk Frother

WL-512.110.115/A
13 fl oz | 400 ml
Inner: 1 pc; Outer: 24 pcs



Sugar Bowl with Spoon & Creamer

WL-514.210.115/2A
8 fl oz | 250 ml
Inner: 1 set; Outer: 12 sets



Tea Pots with Spring Infuser

- WL-888.810.002/A
32 fl oz | 950 ml
Inner: 1 pc; Outer: 18 pcs
- WL-888.826.002/A
41 fl oz | 1200 ml
Inner: 1 pc; Outer: 18 pcs
- WL-888.811.002/A
54 fl oz | 1600 ml
Inner: 1 pc; Outer: 18 pcs

- WL-999.501.544/1B
Old: WL-999549
Coffee-Tea Spoon (Cup), 5.75" | 14.5 cm
Inner: 24 pcs; Outer: 432 pcs
- WL-999.501.548/1B
Old: WL-999550
Coffee Moka Spoon, 4.5" | 11.5 cm
Inner: 24 pcs; Outer: 432 pcs

THERMO
GLASS

Jar with
Stainless Steel Lid



WL-888511/A
4" x 3" | 10 x 7.5 cm
13 fl oz | 400 ml
Inner: 1 pc; Outer: 36 pcs



WL-888512/A
4" x 4" | 10 x 10 cm
20 fl oz | 600 ml
Inner: 1 pc; Outer: 36 pcs



WL-888513/A
4" x 5" | 10 x 12.5 cm
26 fl oz | 760 ml
Inner: 1 pc; Outer: 36 pcs



WL-888514/A
4" x 6" | 10 x 15.5 cm
32 fl oz | 950 ml
Inner: 1 pc; Outer: 30 pcs

Wilmax

18/10
STAINLESS STEEL



Tea & Coffee
METALWARE



WILMAX.UK

@wilmax_worldwide

facebook.com/WilmaxEngland

youtube.com/wilmaxengland